







## The honest, trustworthy inflatable. For lovers of the water

Stylish design, practical features and a sturdy, no-frills approach that offers real value – that's the formula that's been winning the hearts and minds of YAM users all over Europe for almost 20 years.

Every YAM is designed to deliver rigidity, handling and manoeuvrability, and with their large tube diameters and wide bow shapes they offer superior comfort too.

What's more, a YAM is designed to work best with one of our wide range of YAMAHA outboards, renowned for their turnkey reliability and world class performance. So together, YAM and YAMAHA make a great package... bringing you style, durability, performance ... and unbeatable value. To find out more, visit [www.yamaha-marine.eu](http://www.yamaha-marine.eu)









**Small and practical.  
Friendly and fun.**



# YAM230B



For getting out on the water with the minimum of fuss and effort, there's no better choice than the YAM 230B.


This user-friendly, tough little runabout is ideal for camping and fishing, small boat tender duties or just for messing about on the water. You can inflate or pack it away in minutes using the standard high-speed air pump, while the lightweight slatted floor simply rolls up – and your YAM is easily stowable in a boat locker, car trunk or even a cupboard at home.

Use the strong aluminium oars, with their sturdy rowlocks and easy-stow clips on the tube-sides – or fit a small, reliable Yamaha outboard. Either way, you'll be delighted with this stylish little runabout.



## Perfect partners

Yamaha outboards are renowned for their turnkey reliability and YAM inflatables are designed to be the perfect match. With a huge range of Yamaha outboards to choose from, it's easy to find the perfect combination of engine and inflatable.



## Built to last

For maximum strength and good looks, The YAM 230B is constructed using the latest generation 1100 DECITEX PVC material, with all seams and joints glue-bonded for optimum watertightness and safety. The result is a smart, clean exterior surface that is highly resistant to abrasion, salt water and sunlight.



## Quick and easy to pack up

The YAM 230B has a lightweight slatted floor that rolls up with the boat. It can be inflated or packed away in minutes, using the high-speed air pump that comes as a standard.



## Ready to take care of you

In addition to safety features like strong, secure grab-handles, seat patches and D-rings, comfort is also a top priority. Our ingenious high-quality air valve is a good example – exceptionally reliable and airtight, it's easy to operate and is flush with the surface of the tube, preventing snagging or discomfort.



**These little runabouts  
are always ready**



## YAM 240T // YAM 220T



For getting out on the water with the minimum of fuss and effort, there's no better choice than the YAM 220T or the YAM 240T.


These tough little runabouts are ideal for weekend camping and fishing trips, small boat tender duties or just for messing about on the water. You can inflate or pack it away in minutes using the standard high-speed air pump, while the lightweight slatted floor simply rolls up – and your YAM is easily stowable in a boat locker, car trunk or even a cupboard at home.

Use the strong aluminium oars, with their easy-stow tube clips and sturdy rowlocks – or fit a Yamaha outboard. Either way, you'll be delighted with one of these stylish little runabouts.




### Perfect partners

Yamaha outboards are renowned for their turnkey reliability and YAM inflatables are designed to be the perfect match, from the unique underwater profile to the optimised angle and height of the transom. With a huge range of Yamaha outboards to choose from, it's easy to find the perfect combination of engine and inflatable.



### Built to last

For maximum strength and good looks, all YAM inflatables are constructed using the latest generation PVC material, with all seams and joints glue-bonded for optimum watertightness and safety. The result is a smart, clean exterior surface that is highly resistant to abrasion, salt water and sunlight.



### Built to take the pressure

A cleverly designed air baffle system is incorporated into the hull tubes of all YAM inflatables. This not only helps to keep the individual chambers completely sealed for safety, it also helps maintain and equalise air pressure throughout the tube. Amongst other things, this also allows your boat to absorb minor impacts without major problems.



### Built to take care of you

In addition to safety features like strong, secure grab-handles, seat patches, D-rings, lifting eyes and other fittings, comfort is also a top priority. Our ingenious high-quality air valve is a good example – exceptionally reliable and airtight, it's easy to operate and is flush with the surface of the tube, preventing snagging or discomfort.



Three truly Sports-  
minded tenders





## YAM 310STi // 275STi // 240STi



Why not get out on the water with a YAM STi, where your fun will come with a little added comfort? This is mainly thanks to the double-wall inflatable floor, which is extra rigid and very comfy on the feet. An STi is also, like every YAM model, super-simple to inflate, carry, use and store.


Top performance is assured – with even the smallest Yamaha outboard – and handling is remarkable, with excellent control and stability from the special inflatable keel and V-hull design.

Strong D-rings and lifelines are provided, as well as a secure, integral tankholder. The transom is reinforced with a special support section for a Yamaha outboard. All you have to do is enjoy yourself.




### Perfect partners

Yamaha outboards are renowned for their turnkey reliability and YAM inflatables are designed to be the perfect match, from the unique underwater profile to the optimised angle and height of the transom. With a huge range of Yamaha outboards to choose from, it's easy to find the perfect combination of engine and inflatable.



### Built to last

For maximum strength and good looks, all YAM inflatables are constructed using the latest generation PVC material, with all seams and joints glue-bonded for optimum watertightness and safety. The result is a smart, clean exterior surface that is highly resistant to abrasion, salt water and sunlight.



### Built to take the pressure

A cleverly designed air baffle system is incorporated into the hull tubes of all YAM inflatables. This not only helps to keep the individual chambers completely sealed for safety, it also helps maintain and equalise air pressure throughout the tube. Amongst other things, this also allows your boat to absorb minor impacts without major problems.



### Built to take care of you


In addition to safety features like strong, secure grab-handles, seat patches, D-rings, lifting eyes and other fittings, comfort is also a top priority. Our ingenious high-quality air valve is a good example – exceptionally reliable and airtight, it's easy to operate and is flush with the surface of the tube, preventing snagging or discomfort.

**A great way to have fun  
on the water**





## YAM 380S/340S/310S/275S/240S



For maximum fun afloat, there's nothing like a YAM SPORT. Ideal for camping trips, water sports, family holidays, lake cruises or just exploring the coastline.

Because these tough, sporty inflatables are also smart and stylish, they're a great choice as the tender to a larger boat, whether sailing yacht or power cruiser. From the smallest 240S up to the highly capable 380S, these boats handle easily and are designed for more serious work too.

So if you're looking for a boat that's easy to manoeuvre and will tackle family adventures with ease – towing donuts and other toys – yet be equally at home as a stable fishing, diving or work boat, then a YAM Sport is made for you.




### Perfect partners

Yamaha outboards are renowned for their turnkey reliability and YAM inflatables are designed to be the perfect match, from the unique underwater profile to the optimised angle and height of the transom. With a huge range of Yamaha outboards to choose from, it's easy to find the perfect combination of engine and inflatable.



### Built to last

For maximum strength and good looks, all YAM inflatables are constructed using the latest generation PVC material, with all seams and joints glue-bonded for optimum watertightness and safety. The result is a smart, clean exterior surface that is highly resistant to abrasion, salt water and sunlight.



### Built to take the pressure

A cleverly designed air baffle system is incorporated into the hull tubes of all YAM inflatables. This not only helps to keep the individual chambers completely sealed for safety, it also helps maintain and equalise air pressure throughout the tube. Amongst other things, this also allows your boat to absorb minor impacts without major problems.



### Built to take care of you

In addition to safety features like strong, secure grab-handles, seat patches, D-rings, lifting eyes and other fittings, comfort is also a top priority. Our ingenious high-quality air valve is a good example – exceptionally reliable and airtight, it's easy to operate and is flush with the surface of the tube, preventing snagging or discomfort.



## Genuine Yamaha accessories. Why choose anything else?

There's not much point in buying one of the most reliable and stylish outboards on the water if you then team it with accessories that don't match up in terms of quality and performance.

Behind the Yamaha name is a reputation earned from years of creating outboards and marine products which incorporate the most advanced and innovative technology, so all our products are designed to work seamlessly together, which means not just co-ordinated design, looks and styling, but more dependable performance - and a comforting feeling of peace of mind.

There's an impressive new range too, extending from stylish clothing, watersport accessories and towable toys to protective covers, smart lifevests, security locks - and other practical things!

So whatever you need to enhance your fun and enjoyment on the water, we've got it covered - with products designed to perform and built to last. Just as you'd expect from Yamaha.











## **Yamaha Fashion. Stylish on the water. Stylish on the dock.**

What's really important when you're going boating? It's knowing you're not just looking good, but that you've got the perfect kit to help you enjoy the experience and make the most of your time on and off the water.

Which means warm, comfortable and thoroughly practical clothing you'll love to wear. Which means you should choose Yamaha. For everything from wetsuits, gloves and windbreakers to leisure jackets, T-shirts and caps, you'll find the perfect fit in the Yamaha range – and for the kids too!.

Have fun choosing from our comprehensive Parts and Accessories catalogue - or at [www.yamaha-marine.eu/accessory](http://www.yamaha-marine.eu/accessory)







#### Outboard Classic Lock

The Classic Outboard Lock is a heavy carbon steel design and fits turnbuckle mounted engines. It has a recessed solid brass lock and noise dampeners that reduce rattle.



#### Outboard Motor Covers

There is no better way of protecting your Outboard than a genuine Outboard motor cover. These breathable covers are designed to fit like a second skin for every engine in the range from the 2.5hp upwards. Smart and stylish, they are manufactured from a highly durable waterproof fabric resistant to rot, mildew and UV exposure.

#### Yamaha Lifevest Orange 100N (Adult and Kids)

100 Newton category jacket. Self-righting capacity, keeps the child's head out of the water. Buoyancy: polyethylene foam. Large roll-around collar with increased buoyancy providing added comfort and improved head support. Visibility: Bright orange colour and retro-reflecting tapes. Comfortable to wear: front floatation panel is split in 2 for increased comfort, adjustable crotch piece. Closure: adjustable waist belt with plastic clip, hem tightening drawstring, neck closing strap. Grab handle and loop in the back to attach a safety line.



#### Fender Socks

These high specification fender socks have been produced in a UV and saltwater resistant material. The socks come in black with a white Yamaha logo.



#### High Security Outboard Bolt Lock

This outboard lock fits on the engine's mount bolts preventing loosening of transom nuts. Fits up to 1/2" (12mm) engine bolts. Constructed of high strength marine grade stainless steel with anti-theft by drill protection. Complete with two security keys that can not be duplicated. Exist in two versions: With SSF certification and with SCM certification.



#### Yamaha Inflatable Lifevest 165N

Buoyancy: Rated 150 N, actual buoyancy 165 N (33 g CO<sub>2</sub> gas bottle). Ergonomic shape: Short on chest and cutaway sides. Rounded neck for superior comfort. Hardwearing and flexible outer shell with reflective piping. Visibility of inflated jacket: Yellow air chamber + 300 cm<sup>2</sup> retro-reflecting tapes. Backstrap: 40 mm polypropylene: ensures perfect body fit when lifevest is inflated. CE EN ISO 12402-3 12401



#### Lifevest Re-Arming Kit

Your inflatable lifevest must be serviced and thoroughly inspected at regular intervals, to make sure it is fully operational. We advise you to check the cartridge if your lifevest has been stored in a damp atmosphere and, as a safety precaution, we recommend the replacement of the cartridge at the beginning of the season. This kit includes a CO<sub>2</sub> gas cylinder (33g gas weight) and hydrostatic release mechanism and opener.



#### Yamaha Tie Downs

Both include two 25mm x 1.80m straps rated for 540kg.



#### High Security Outboard Turnbuckle Lock

This outboard lock fits turnbuckle design and has anti-theft by drill protection. Includes noise dampeners to reduce rattle. Complete with two security keys that cannot be duplicated. Exist in two versions: With SSF certification and with SCM certification.

**Explore our full and comprehensive range of accessories at [www.yamaha-marine.eu](http://www.yamaha-marine.eu)**

# Specifications

	YAM230B	240T	220T	310STi	275STi	240STi
Inflatable Specifications						
Overall length	2.25 m	2.40 m	2.18 m	3.06 m	2.72 m	2.40 m
Beam	1.31 m	1.43 m	1.37 m	1.58 m	1.58 m	1.47 m
Max. Persons	2 (adults + child)	3	2 + 1 (adults + child)	4	3 + 1 (adults + child)	3
Max Engine Power	2.9 kW / 4 hp (Recommended by Yamaha)	2.9 kW / 4 hp (Recommended by Yamaha)	2.9 kW / 4 hp (Recommended by Yamaha)	7.3 kW / 9.9 hp (Recommended by Yamaha)	7.3 kW / 9.9 hp (Recommended by Yamaha)	2.9 kW / 4 hp (Recommended by Yamaha)
No of air chambers	3	2	2	3 + 2	3 + 2	2 + 2
Stowed Dimensions	102 cm x 58 cm x 29 cm	105 cm x 57 cm x 30 cm	100 cm x 57 cm x 25 cm	112 cm x 58 cm x 32 cm	112 cm x 58 cm x 32 cm	112 cm x 58 cm x 32 cm
Floor material/type	Wood slats	Wood slats	Wood slats	V-inflatable	V-inflatable	V-inflatable
Weight without carton	27.5 kg	28.8 kg	26.4 kg	46.6 kg	41.9 kg	35.2 kg
Hull weight	21.1 kg	21 kg	19 kg	36.8 kg	32.5 kg	25.5
Max load capacity	270 kg	350 kg	280 kg	600 kg	500 kg	400 kg
Max Tube Diameter	35 cm	39 cm	36 cm	44 cm	44 cm	41 cm
Shaft Length	Short	Short	Short	Short	Short	Short
Suitable for						
Stowable tender	Yes	Yes	Yes	Yes	Yes	Yes
Camping and fishing	-	-	-	Yes	Yes	-
Family runabout	-	-	-	Yes	-	-
Water sports	-	-	-	-	-	-
Scuba diving	-	-	-	-	-	-





# Specifications

## Inflatable Specifications

	380S	340S	310S	275S	240S
Overall length	3.80 m	3.36 m	3.06 m	2.72 m	2.40 m
Beam	1.74 m	1.74 m	1.58 m	1.58 m	1.47 m
Max. Persons	6 + 1 (adults + child)	5 + 1 (adults + child)	4	3 + 1 (adults + child)	3
Max Engine Power	18.4 kW / 25 hp (Recommended by Yamaha)	14.7 kW / 20 hp (Recommended by Yamaha)	7.3 kW / 9.9 hp (Recommended by Yamaha)	7.3 kW / 9.9 hp (Recommended by Yamaha)	2.9 kW / 4 hp (Recommended by Yamaha)
No of air chambers	3 + 1	3 + 1	3 + 1	3 + 1	2 + 1
Stowed Dimensions	125 cm x 58 cm x 35 cm	125 cm x 58 cm x 35 cm	112 cm x 58 cm x 32 cm	110 cm x 57 cm x 30 cm	112 cm x 60 cm x 41 cm
Floor material/type	Aluminium	Aluminium	Aluminium	Wood panels	Wood panels
Weight without carton	80.0 kg	73.1 kg	64.2 kg	55.4 kg	40.4 kg
Hull weight	68.8 kg	58.5 kg	51.5 kg	48.6 kg	36.3 kg
Max load capacity	850 kg	750 kg	600 kg	500 kg	380 kg
Max Tube Diameter	47 cm	47 cm	44 cm	44 cm	41 cm
Shaft Length	Short	Short	Short	Short	Short
Suitable for					
Stowable tender	-	-	Yes	Yes	Yes
Camping and fishing	Yes	Yes	Yes	Yes	-
Family runabout	Yes	Yes	Yes	-	-
Water sports	Yes	Yes	-	-	-
Scuba diving	Yes	-	-	-	-









[www.yamaha-marine.eu](http://www.yamaha-marine.eu)

Follow us on:



**Yamaha Motor Europe N.V.**

Koolhovenlaan 101  
1119NC Schiphol -Rijk  
The Netherlands  
Ph. + 31 20 6546000

Disclaimer

Dealer



For outboard engines we highly recommend



All information in this catalogue is given for general guidance only and is subject to change without prior notice. Photographs may show boats being driven by professionals and no recommendation or guidance in respect of safe operation or style of use is intended or implied by the publication of these images. Always respect the local maritime regulations. Always wear the recommended personal floatation device and safety equipment when boating. YAMAHA is a Registered Trade Mark of Yamaha Motor Europe NV



MAR-RB-YAM-EU18



# Cennik Yamaha Marine 2018

Ważny od 1 stycznia 2018 r. do odwołania



Model	Długość (cm)	Szerokość (cm)	Maks. liczba osób	Maks. KM	Liczba komór	Waga (kg)	Ładowność (kg)	Wymiary po spakowaniu (cm)	Podtoga listwy drewniane	Podtoga aluminiowa	Cena rekomendowana brutto PLN
YAM 240T	240	144	3	4	2+1	28,8,3	350	105 x 57 x 30	x		3 200
YAM 310SA	306	158	4	9,9	3+1	51,5	600	112 x 58 x 32		x	4 800
YAM 340SA	336	174	5+1	20	3+1	58,5	750	125 x 58 x 35		x	5 300
YAM 380SA	380	174	6+1	25	3+1	68,8	850	125 x 58 x 35		x	6 900

Powyższe ceny są aktualnie obowiązującymi na terenie całego kraju. Yamaha zastrzega sobie prawo do ich zmian bez powiadomienia.

